


# 2014 Optimist Brain Bowl



## Event Summary

# Brain Bowl 2014 Data

Four tournaments were held:

- North (Louisville) on January 11, 2014
- Central (Littleton) on February 1, 2014
- South (Colorado Springs) on February 8, 2014
- Championship (Castle Rock) on February 22, 2014

Summary Statistics:

## COMBINED BRAIN BOWLS

Optimist Clubs sending money: 14

Optimist Clubs sending volunteers or money: 31

Total Volunteers: 440

Estimated students competing: 970

Competition Results: North:

6<sup>th</sup>: Aspen Creek MS 6A

7<sup>th</sup>: Eldorado MS 7B

8<sup>th</sup>: Platt MS 8A

Central:

6<sup>th</sup>: Campus MS 6A

7<sup>th</sup>: Euclid MS 7A

8<sup>th</sup>: Littleton MS 8A

South:

6<sup>th</sup>: Challenger 6B

7<sup>th</sup>: Challenger 7B

8<sup>th</sup>: Challenger 8B

Championship:

6<sup>th</sup>: Aspen Creek MS 6A

7<sup>th</sup>: D'Evelyn MS 7A

8<sup>th</sup>: Platt MS 8A

EVENT DATA and STATISTICS on next 2 pages...

## [NORTH-Boulder](#) (1/11/14)

Location: Standley Lake High School (SLHS)

Teams competing: 85

Registered schools: 21 competing

Registered districts: 10

Registered towns: 15

Wyoming towns: 1

Estimated students competing: 425

Total volunteers: 146

From Boulder: 44

From elsewhere: 102

Optimist volunteers: 145

Other volunteers: other: 1

Optimist clubs sending volunteers: 26

Club with the most volunteers: Boulder Luncheon (28)

## [CENTRAL-Littleton](#) (2/1/14)

Location: Littleton High School (LHS)

Teams competing: 75

Registered schools: 20

Registered districts: 7

Registered towns: 10

Estimated students competing: 375

Total volunteers: 132

Optimist volunteers: 130

Other volunteers: 2

Optimist clubs sending volunteers: 18

Club with the most volunteers: Monaco South (27)

## **SOUTH-CO Springs (2/8/14)**

Location: Carson Middle School (CMS)

Teams competing: 34

Registered schools: 12

Registered districts: 9

Registered towns: 4

Estimated students competing: 170

Total volunteers: 66

Optimist volunteers: 60

“South club” volunteers: 26

Other volunteers: USAFA, other: 6

Optimist clubs sending volunteers: 12

Club with the most volunteers: Academy Optimists (21)

## **CHAMPIONSHIP-Castle Rock (2/22/14)**

Location: Douglas County High School (DCHS)

Teams competing: 54 - from prior contests

Registered schools: 27

Registered districts: 18

Registered towns: 16

Estimated students competing: 270

Total volunteers: 96

Optimist volunteers: 93

Other volunteers: other: 3

Optimist clubs sending volunteers: 13

Club with the most volunteers: Monaco South (17)

**All Brain Bowls  
Schools and Towns**

**2014 Brain Bowl**


**Competing Teams: 85+77+34+54=250**

<b>Region</b>	<b>Registered Schools</b>	<b>City</b>	<b>District</b>	
1	C	Academy Charter School	Castle Rock	Douglas County Schools
2	C	All Souls Roman Catholic School	Englewood	Private
3	N	Aspen Creek K-8	Broomfield	Boulder Valley School District
4	N	Baker Central School	Fort Morgan	Fort Morgan Schools
5	N	Bethlehem Lutheran School	Lakewood	Private
6	N	Broomfield Heights Middle School	Broomfield	Boulder Valley Schools
7	C	Campus Middle School	Greenwood Village	Cherry Creek Schools
8	S	Carson Middle School	Colorado Springs	Fountain Fort Carson District
9	N	Casey Middle School	Boulder	Boulder Valley School District
10	N	Casper Classical Academy	Casper	Natrona Schools
11	N	Centennial Middle School	Boulder	Boulder Valley School District
12	S	Cesar Chavez Middle School	Pueblo	Pueblo District 70
13	S	Challenger Middle School	Colorado Springs	Academy 20
14	N	Conrad Ball Middle School	Loveland	Thompson Valley Schools
15	S	Custer County Middle School	Westcliffe	Custer County Schools
16	N	D'Evelyn Jr/Sr High	Denver	Jefferson County Schools
17	N	East Grand Middle School	Granby	East Grand County Schools
18	N	Eldorado K-8	Superior	Boulder Valley School District
19	N	Erie Middle School	Erie	St Vrain Valley Schools
20	C	Euclid Middle School	Littleton	Littleton Public Schools
21	C	Florida Pitt Waller	Denver	Denver Public Schools
22	N	Fort Morgan Middle School	Fort Morgan	Fort Morgan Schools
23	S	Fox Meadow Middle School	Colorado Springs	Harrison School District
24	S	Fremont Middle School	Florence	Fremont Re-2
25	S	Galileo School of Math & Science	Colorado Springs	Colorado Springs District 11
26	C	Goddard Middle School	Littleton	Littleton Public Schools
27	C	Grant Ranch Middle School	Denver	Denver Public Schools
28	C	Hamilton Middle School	Denver	Denver Public Schools
29	C	Hill Campus of Arts and Science	Denver	Denver Public Schools
30	S	Horizon Middle School	Colorado Springs	Falcon School District
31	S	Jenkins Middle School	Colorado Springs	Colorado Springs District 11
32	C	Kunsmiller Creative Arts Academy	Denver	Denver Public Schools
33	N	Leawood Elementary	Littleton	Jefferson County Schools
34	C	Littleton Academy	Littleton	Littleton Public Schools
35	N	Louisville Middle School	Louisville	Boulder Valley School District
36	C	Mountain Ridge Middle School	Highlands Ranch	Douglas County Schools
37	N	Nevin Platt Middle School	Boulder	Boulder Valley School District
38	C	Newton Middle School	Centennial	Littleton Public Schools
39	C	Northridge Elementary	Highlands Ranch	Douglas County Schools
40	S	Panorama Middle School	Colorado Springs	Harrison School District
41	N	Peak to Peak Charter School	Lafayette	Boulder Valley Schools
42	S	Pleasant View Middle School	Pueblo	Pueblo District 70
43	C	Powell Middle School	Littleton	Littleton Public Schools
44	N	Prairie Junior High School	Fort Morgan	Prairie Schools - New Raymer
45	C	Prairie Middle School	Aurora	Cherry Creek Schools
46	C	Prospect Ridge Academy	Broomfield	Adams 12
47	C	Sheridan Middle School	Sheridan	Sheridan Schools
48	C	Slavens K-8	Denver	Denver Public Schools
49	N	Southern Hills Middle School	Boulder	Boulder Valley Schools
50	S	St John Neumann Catholic School	Pueblo	Private
51	C	Thunder Ridge Middle School	Centennial	Cherry Creek Schools
52	N	Wiggins Middle School	Wiggins	Wiggins Schools
53	N	Witt Elementary School	Westminster	Jefferson County Schools
		<b>25 Towns</b>	<b>24 Districts</b>	

**Brain Bowl 2014, SLHS, HHS, CMS, and HMS  
Jan. 11, Feb. 1, Feb. 8, and Feb. 22, 2014**

	club count
<b>Total Clubs - Volunteer OR Financial</b>	
Academy Optimist Club of Colo Springs	1
Arvada Clear Creek Optimists	2
Boulder Central Optimists	3
Broomfield Optimists	4
Cheyenne Optimist Club (WY)	5
Civic Center Optimist Club	6
Classic Car Optimist Clob (CCOC)	7
Dakota Ridge Optimist Club	8
Denver South Optimists	9
DTC Optimists	10
East Boulder Optimists	11
Front Range Amer. Cancer Soc. of CO (FRACSOC)	12
Ft. Morgan (Evening) Optimists	13
Gateway Optimist Club	14
Greeley Luncheon Optimists	15
Lafayette Optimist Club	16
Lake Arbor Optimists	17
Lakewood Breakfast Optimists	18
Littleton Breakfast Optimist Club (BOCL)	19
Loveland Breakfast Optimists	20
LUMC Optimist Club (Littleton United Methodist Church)	21
Mile High Optimist Club	22
Monaco South Optimist (MSOC)	23
Pueblo	24
South Denver	25
South Denver Optimist Club	26
Sunrise Optimist of Lakewood	27
Tamarac Optimist Club	28
Type 1 Diabetes Optimist Club (T1DOC)	29
Westminster Optimist Club	30
Wheat Ridge Optimists	31
<b>TOTAL</b>	<b>31</b>

# 2014 Optimist Brain Bowl



## North Region Details

# North Region Optimist Brain Bowl 2014 Finals Results

January 11, 2014 at Monarch High School, Louisville

Note: all are Middle Schools

6th Grade		Finals Score
1st	Aspen Creek 6A	13
2nd	Southern Hills 6B	11
3rd	Prairie 6A	12
4th	East Grand 6A	9

7th Grade		Finals Score
1st	Eldorado 7B	17
2nd	D'Evelyn 7A	12
3rd	Southern Hills 7B	18
4th	Centennial 7B	14

8th Grade		Finals Score
1st	Platt 8A	18
2nd	Centennial 8B	12
3rd	Platt 8B	22
4th	Eldorado 8B	11

## Note: Last Year's Results:

6th Grade	
1st	Erie 6A
2nd	Centennial 6B
3rd	Centennial 6A
4th	Platt 6A

7th Grade	
1st	Eldorado 7C
2nd	Platt 7A
3rd	Centennial 7A
4th	Southern Hills 7B

8th Grade	
1st	Centennial 8A
2nd	Southern Hills 8A
3rd	Fort Morgan 8A
4th	Southern Hills 8B



2014 North

Scores by Rounds

AM Rank	Team	AM Total Score	Written Round	"Oral " Round					AM Total	1st Elim	2nd Elim	Final	Total	Place
				1	2	3	4	5						
<b>6th Grade</b>														
1	Southern Hills 6B	92.0	32	14	17	w	14	15	92.0	9	15	11	127	2
2	Louisville 6B	91.0	33	16	15	10	w	17	91.0	12			103	5
3	Aspen Creek 6A	89.0	34	15	w	8	11	21	89.0	15	16	13	133	1
4	Eldorado 6A	89.0	30	12	13	w	18	16	89.0	7			96	6
5	Prairie 6A	81.0	26	13	12	w	16	14	81.0	12	14	12	119	3
6	Platt 6A	79.0	30	w	7	14	11	17	79.0	10			89	7
7	East Grand 6A	78.0	24	16	12	8	18	w	78.0	13	10	9	110	4
8	Bethlehem 6B	76.0	24	14	11	11	w	16	76.0	8			84	8
<b>7th Grade</b>														
									AM Total	1st Elim	2nd Elim	Final	Total	Place
1	Southern Hills 7B	105.0	38	12	14	W	22	19	105.0	17	6	18	146	3
2	Eldorado 7B	103.0	31	19	19	W	20	14	103.0	17	18	17	155	1
3	Centennial 7C	100.0	35	W	11	12	19	23	100.0	13			113	5
4	Prairie 7A	99.0	29	18	17	W	20	15	99.0	6			105	6
5	D'Evelyn 7A	97.0	34	W	15	14	9	25	97.0	21	18	12	148	2
6	Centennial 7B	88.0	35	W	12	6	17	18	88.0	15	7	14	124	4
7	Casey 7A	82.0	33	13	14	10	12	W	82.0	3			85	8
8	Erie 7A	82.0	30	8	16	8	W	20	82.0	10			92	7
<b>8th Grade</b>														
									AM Total	1st Elim	2nd Elim	Final	Total	Place
1	Platt 8A	110.0	40	w	13	18	18	21	110.0	24	16	18	168	1
2	Centennial 8B	108.0	35	w	18	16	19	20	108.0	21	11	12	152	2
3	Platt 8B	104.0	35	w	14	16	16	23	104.0	16	9	22	151	3
4	Southern Hills 8A	100.0	34	19	15	w	16	16	100.0	12			112	5
5	Eldorado 8B	99.0	35	16	15	w	12	21	99.0	14	7	11	131	4
6	Centennial 8A	99.0	31	w	16	16	18	18	99.0	9			108	6
7	Eldorado 8A	93.0	35	11	15	w	18	14	93.0	7			100	7
8	Southern Hills 8B	90.0	38	15	8	w	14	15	90.0	4			94	8

# 6th Grade

## North Region 2014 Optimist Brain Bowl

### Scores by Rounds

AM Rank	Team	Total Score	Written Round	"Oral " Round				
				1	2	3	4	5
1	Southern Hills 6B	92.0	32	14	17	w	14	15
2	Louisville 6B	91.0	33	16	15	10	w	17
3	Aspen Creek 6A	89.0	34	15	w	8	11	21
4	Eldorado 6A	89.0	30	12	13	w	18	16
5	Prairie 6A	81.0	26	13	12	w	16	14
6	Platt 6A	79.0	30	w	7	14	11	17
7	East Grand 6A	78.0	24	16	12	8	18	w
8	Bethlehem 6B	76.0	24	14	11	11	w	16
9	Baker 6B	75.0	33	w	9	12	13	8
10	Baker 6A	74.0	27	w	12	13	14	8
11	Louisville 6A	74.0	24	17	9	14	w	10
12	Southern Hills 6A	72.0	25	10	10	w	14	13
13	East Grand 6B	70.0	29	12	10	8	11	w
14	Eldorado 6B	64.0	22	10	9	w	11	12
15	Witt 6A	58.0	23	7	w	5	13	10
16	Ball 6A	55.0	22	5	7	5	w	16
17	Casper 6A	51.0	21	7	7	7	9	w
18	Peak to Peak 6B	50.0	22	8	w	5	7	8
19	Bethlehem 6A	50.0	17	10	5	4	w	14
20	Peak to Peak 6A	48.0	18	4	w	11	6	9
21	Witt 6B	46.0	19	4	w	8	10	5
22	Erie 6A	46.0	11	13	1	8	w	13
23	Centennial 6A	43.0	19	w	8	11	2	3
24	Leawood 6A	38.0	15	5	7	4	7	w
25	Casper 6C	36.0	18	2	2	4	10	w
26	Casper 6B	33.0	14	7	5	2	5	w
27	Wiggins 6A	31.0	16	5	6	w	1	3
28	Witt 6C	28.0	18	4	w	2	0	4

6th grade scores are based on FOUR oral rounds, which applies to most teams.  
If only 3 occurred, the average of those is added to the score  
2 or more byes is not allowed!

**Note: Scores MAY reflect protest decisions.**

Ties are resolved initially by written round scores.

# 7th Grade

## North Region 2014 Optimist Brain Bowl

### Scores by Rounds

AM Rank	Team	Total Score	Written Round	"Oral " Round				
				1	2	3	4	5
1	Southern Hills 7B	105.0	38	12	14	W	22	19
2	Eldorado 7B	103.0	31	19	19	W	20	14
3	Centennial 7C	100.0	35	W	11	12	19	23
4	Prairie 7A	99.0	29	18	17	W	20	15
5	D'Evelyn 7A	97.0	34	W	15	14	9	25
6	Centennial 7B	88.0	35	W	12	6	17	18
7	Casey 7A	82.0	33	13	14	10	12	W
8	Erie 7A	82.0	30	8	16	8	W	20
9	Centennial 7A	75.0	27	W	12	10	9	17
10	Wiggins 7A	75.0	25	10	13	W	13	14
11	Eldorado 7A	74.0	28	14	11	W	8	13
12	Ball 7A	73.0	24	14	11	10	W	14
13	Peak to Peak 7C	70.0	25	12	W	9	17	7
14	Erie 7B	67.0	26	13	8	9	W	11
15	Bethlehem 7A	67.0	25	10	11	10	W	11
16	Broomfield Heights 7A	67.0	23	10	11	6	17	W
17	Southern Hills 7A	66.0	26	14	13	W	5	8
18	Casey 7B	66.0	24	14	10	7	11	W
19	Casper 7A	63.0	29	8	8	10	8	W
20	Fort Morgan 7B	63.0	21	W	9	11	10	12
21	Aspen Creek 7B	61.0	28	8	W	9	6	10
22	Aspen Creek 7C	59.0	30	8	W	5	6	10
23	Aspen Creek 7A	58.0	27	5	W	11	8	7
24	Fort Morgan 7A	57.0	21	W	5	11	10	10
25	Peak to Peak 7A	56.0	29	8	W	5	3	11
26	East Grand 7B	54.0	24	5	6	7	12	W
27	East Grand 7A	54.0	20	9	5	5	15	W
28	Peak to Peak 7B	48.0	22	9	W	6	1	10

7th grade scores are based on FOUR oral rounds, which applies to most teams.  
If only 3 occurred, the average of those is added to the score  
2 or more byes is not allowed!

**Note: Scores MAY reflect protest decisions.**

Ties are resolved initially by written round scores.

# 8th Grade

## North Region 2014 Optimist Brain Bowl

### Scores by Rounds

AM  
Rank Team

Total  
Score

Written Round	"Oral " Round				
	1	2	3	4	5

AM Rank	Team	Total Score	Written Round	1	2	3	4	5
1	Platt 8A	110.0	40	w	13	18	18	21
2	Centennial 8B	108.0	35	w	18	16	19	20
3	Platt 8B	104.0	35	w	14	16	16	23
4	Southern Hills 8A	100.0	34	19	15	w	16	16
5	Eldorado 8B	99.0	35	16	15	w	12	21
6	Centennial 8A	99.0	31	w	16	16	18	18
7	Eldorado 8A	93.0	35	11	15	w	18	14
8	Southern Hills 8B	90.0	38	15	8	w	14	15
9	Erie 8A	89.0	31	14	10	12	w	22
10	Peak to Peak 8A	88.0	28	14	w	18	19	9
11	Centennial 8C	87.0	38	w	17	9	12	11
12	Aspen Creek 8A	84.0	33	14	w	7	14	16
13	Bethlehem 8C	83.0	32	14	12	10	w	15
14	Casey 8A	83.0	30	19	11	12	11	w
15	Louisville 8A	80.0	36	11	11	11	w	11
16	East Grand 8B	79.0	34	17	9	8	11	w
17	Fort Morgan 8A	79.0	34	w	7	10	15	13
18	Peak to Peak 8B	78.0	34	14	w	9	10	11
19	Bethlehem 8A	75.0	20	19	11	9	w	16
20	Aspen Creek 8B	71.0	34	5	w	8	7	17
21	Ball 8A	71.0	30	11	14	9	w	7
22	Louisville 8B	70.0	28	12	11	9	w	10
23	Eldorado 8C	68.0	29	7	9	w	11	12
24	Broomfield Heights 8A	67.0	31	7	7	10	12	w
25	Casper 8A	65.0	29	7	12	7	10	w
26	East Grand 8A	61.0	28	11	8	6	8	w
27	Fort Morgan 8B	56.0	24	w	7	8	10	7
28	Aspen Creek 8C	55.0	28	7	w	8	5	7
29	Bethlehem 8B	52.0	25	8	10	4	w	5

8th grade scores are based on FOUR oral rounds, which applies to most teams.  
If only 3 occurred, the average of those is added to the score  
2 or more byes is not allowed!

Note: Scores MAY reflect protest decisions.

Ties are resolved initially by written round scores.

	<b>Boulder/North Schools and Towns</b>	<b>2014 Brain Bowl 01/11/14</b>		
	<b>Competing Teams: 85</b>			
	<b>Registered Schools</b>	<b>City</b>	<b>District</b>	<b>State</b>
1	Aspen Creek K-8	Broomfield	Boulder Valley School Dist	
2	Baker Central School	Fort Morgan	Fort Morgan Schools	
3	Bethlehem Lutheran School	Lakewood	Private	
4	Broomfield Heights Middle School	Broomfield	Boulder Valley Schools	
5	Casey Middle School	Boulder	Boulder Valley School Dist	
6	Casper Classical Academy	Casper	Natrona Schools	WY
7	Centennial Middle School	Boulder	Boulder Valley School Dist	
8	Conrad Ball Middle School	Loveland	Thompson Valley Schools	
9	D'Evelyn Jr/Sr High	Denver	Jefferson County Schools	
10	East Grand Middle Schools	Granby	East Grand County School	
11	Eldorado K-8	Superior	Boulder Valley School Dist	
12	Erie Middle School	Erie	St Vrain Valley Schools	
13	Fort Morgan Middle School	Fort Morgan	Fort Morgan Schools	
14	Leawood Elementary	Littleton	Jefferson County Schools	
15	Louisville Middle School	Louisville	Boulder Valley School Dist	
16	Nevin Platt Middle School	Boulder	Boulder Valley School Dist	
17	Peak to Peak Charter School	Lafayette	Boulder Valley Schools	
18	Prairie Junior High School	Fort Morgan	Prairie Schools - New Rayr	
19	Southern Hills Middle School	Boulder	Boulder Valley Schools	
20	Wiggins Middle School	Wiggins	Wiggins Schools	
21	Witt Elementary School	Westminster	Jefferson County Schools	
<b>Totals:</b>	<b>21 schools</b>	<b>15 towns</b>	<b>10 districts</b>	<b>2 States</b>

Jan. 11, 2014

North Brain Bowl (Standley Lake HS)


Volunteers North	Organization <b>Numeric Ranking</b>	club count	Boulder Club?
	Concessions Front Range Amer. Cancer Soc. of CO (FR.	1	
	Concessions Type 1 Diabetes Optimist Club (T1DOC)	2	
28	Boulder Luncheon Optimists (BLOC)	3	28
17	Monaco South Optimist (MSOC)	4	
14	Littleton Breakfast Optimist Club (BOCL)	5	
12	Boulder Evening Optimists	6	12
11	DTC Optimist	7	
11	Lake Arbor Optimists	8	
11	Tamarac Optimist Club	9	
6	Sunrise Optimist of Lakewood	10	
3	Academy Optimist Club of Colo Springs	11	
3	Arvada Clear Creek Optimists	12	
3	Cheyenne Optimist Club (WY)	13	
3	Ft. Morgan (Evening) Optimists	14	
3	Mile High Optimist Club	22	
3	Westminster Optimist Club	15	
3	Wheat Ridge Optimists	16	
2	Boulder Central Optimists	17	2
2	Broomfield Optimists	18	
2	Classic Car Optimist Clob (CCOC)	19	
2	East Boulder Optimists	20	2
2	Greeley Luncheon Optimists	21	
1	Dakota Ridge Optimist Club	23	
1	Gateway Optimist Club	24	
1	Lakewood Breakfast Optimists	25	
1	Other/None		
1	South Denver Optimist Club	26	
<b>146</b>	<b>Totals</b>	<b>26</b>	<b>44</b>
	Note: Per sign-ins, and FIRST club listed.		

Jan. 11, 2014

North Brain Bowl (Standley Lake HS)

Volunteers North	Organization <b>Alphabetical Ranking</b>	club count	Boulder Club?
3	Academy Optimist Club of Colo Springs	1	
3	Arvada Clear Creek Optimists	2	
2	Boulder Central Optimists	3	2
12	Boulder Evening Optimists	4	12
28	Boulder Luncheon Optimists (BLOC)	5	28
2	Broomfield Optimists	6	
3	Cheyenne Optimist Club (WY)	7	
2	Classic Car Optimist Clob (CCOC)	8	
1	Dakota Ridge Optimist Club	9	
11	DTC Optimist	10	
2	East Boulder Optimists	11	2
3	Ft. Morgan (Evening) Optimists	12	
<b>Concessions</b>	Front Range Amer. Cancer Soc. of CO (FR)	13	
1	Gateway Optimist Club	14	
2	Greeley Luncheon Optimists	15	
11	Lake Arbor Optimists	16	
1	Lakewood Breakfast Optimists	17	
14	Littleton Breakfast Optimist Club (BOCL)	18	
3	Mile High Optimist Club	19	
17	Monaco South Optimist (MSOC)	20	
1	South Denver Optimist Club	21	
6	Sunrise Optimist of Lakewood	22	
<b>Concessions</b>	Type 1 Diabetes Optimist Club (T1DOC)	23	
11	Tamarac Optimist Club	24	
3	Westminster Optimist Club	25	
3	Wheat Ridge Optimists	26	
1	Other/None		
<b>146</b>	<b>Totals</b>	<b>26</b>	<b>44</b>
	Note: Per sign-ins, and FIRST club listed.		

# 2014 Optimist Brain Bowl



## Central Region Details



# Central Region Brain Bowl 2014 Finals Results

February 1, 2014 at Heritage High School, Littleton

Note: all are Middle Schools

6th Grade		Finals Score
1st	Campus 6A	16
2nd	Powell 6B	10
3rd	Goddard 6A	18
4th	Powell 6C	8

7th Grade		Finals Score
1st	Euclid 7A	22
2nd	Goddard 7A	9
3rd	Littleton 7B	14
4th	Powell 7B	11

8th Grade		Finals Score
1st	Littleton 8A	16
2nd	Campus 8A	15
3rd	Powell 8A	17
4th	Powell 8B	13

## Note: Last Year's Results:

6th Grade	
1st	Littleton 6A
2nd	Northridge 6C
3rd	STEM 6A
4th	Goddard 6B

7th Grade	
1st	Campus 7A
2nd	Powell 7A
3rd	Powell 7B
4th	Littleton 7B

8th Grade	
1st	Littleton 8A
2nd	All Souls 8A
3rd	Euclid 8A
4th	DCIS 8B

2014 Central

AM

Rank Team

Scores by Rounds

AM Total Score	Written Round	"Oral " Round				
		1	2	3	4	5

6th Grade

	AM Total Score	Written Round	1	2	3	4	5	AM Total	1st Elim	2nd Elim	Final	Total	Place
1 Campus 6A	109.0	31	W	25	13	20	20	109.0	12	12	16	149.0	1
2 Goddard 6A	98.0	33	16	W	13	20	16	98.0	9	12	18	137.0	3
3 Powell 6B	88.0	32	14	B	16	12	W	88.0	12	13	10	123.0	2
4 Powell 6C	88.0	28	10	8	27	B	W	88.0	12	10	8	118.0	4
5 Littleton 6A	81.3	32	B	8	12	W	17	81.3	9			90.3	5
6 Northridge 6B	77.7	31	7	W	14	14	B	77.7	10			87.7	6
7 Slavens 6B	77.0	26	14	14	12	W	11	77.0	8			85.0	8
8 Powell 6A	75.0	32	10	11	13	9	W	75.0	10			85.0	7

7th Grade

	AM Total	1st Elim	2nd Elim	Final	Total	Place							
1 Euclid 7A	101.0	35	19	11	16	20	W	101.0	18	12	22	153.0	1
2 Littleton 7A	101.0	34	10	24	16	W	17	101.0	10			111.0	5
3 Goddard 7A	100.0	40	16	W	16	17	11	100.0	13	15	9	137.0	2
4 Goddard 7B	99.0	38	12	W	15	18	16	99.0	11			110.0	6
5 Littleton 7B	97.0	34	11	14	18	W	20	97.0	15	10	14	136.0	3
6 Mountain Ridge 7A	93.0	29	14	B	21	13	W	93.0	11			104.0	7
7 Powell 7B	88.0	33	13	10	15	17	W	88.0	13	11	11	123.0	4
8 Campus 7C	88.0	26	W	11	14	21	16	88.0	9			97.0	8

8th Grade

	AM Total	1st Elim	2nd Elim	Final	Total	Place							
1 Campus 8A	138.0	43	w	18	25	24	28	138.0	21	23	15	197.0	2
2 Powell 8A	125.0	40	19	17	26	23	w	125.0	19	8	17	169.0	3
3 Littleton 8A	110.0	38	18	15	21	w	18	110.0	24	21	16	171.0	1
4 Powell 8B	110.0	37	13	17	22	21	w	110.0	16	11	13	150.0	4
5 Hamilton 8A	100.0	38	14	18	17	13	w	100.0	9			109.0	5
6 Goddard 8A	99.0	35	14	w	14	23	13	99.0	7			106.0	6
7 Campus 8B	95.0	32	w	9	21	13	20	95.0	8			103.0	7
8 Mountain Ridge 8A	89.0	35	8	12	17	17	w	89.0	10			99.0	8

# 6th Grade

## Central Region 2014 Optimist Brain Bowl

### Scores by Rounds

AM Rank	Team	Total Score	Written Round	"Oral " Round				
				1	2	3	4	5
1	Campus 6A	109.0	31	W	25	13	20	20
2	Goddard 6A	98.0	33	16	W	13	20	16
3	Powell 6B	88.0	32	14	B	16	12	W
4	Powell 6C	88.0	28	10	8	27	B	W
5	Littleton 6A	81.3	32	B	8	12	W	17
6	Northridge 6B	77.7	31	7	W	14	14	B
7	Slavens 6B	77.0	26	14	14	12	W	11
8	Powell 6A	75.0	32	10	11	13	9	W
9	Campus 6B	72.0	30	W	12	9	12	9
10	Slavens 6A	72.0	27	15	11	8	W	11
11	Northridge 6A	67.0	25	7	W	7	18	10
12	Goddard 6B	66.0	23	5	W	11	12	15
13	Grant Ranch 6A	56.0	23	7	6	W	7	13
14	All Souls 6A	54.0	21	3	4	14	W	12
15	Hamilton 6A	48.7	22	B	6	9	5	W
16	Thunder Ridge 6A	48.0	17	9	4	3	W	15
17	Prospect Ridge 6A	45.0	16	4	6	W	14	5
18	Prairie 6A	44.7	22	2	5	W	B	10
19	Waller 6A	38.0	16	W	0	10	7	5
	Hamilton 6B	NO SHOW						
	Kunsmiller 6A	DQ-1 person						

6th grade scores are based on FOUR oral rounds, which applies to most teams.  
If only 3 occurred, the average of those is added to the score  
2 or more byes is not allowed!

**Note: Scores MAY reflect protest decisions.**

Ties are resolved initially by written round scores.

# 7th Grade

## Central Region 2014 Optimist Brain Bowl

### Scores by Rounds

AM Rank	Team	Total Score	Written Round	"Oral " Round				
				1	2	3	4	5
1	Euclid 7A	101.0	35	19	11	16	20	W
2	Littleton 7A	101.0	34	10	24	16	W	17
3	Goddard 7A	100.0	40	16	W	16	17	11
4	Goddard 7B	99.0	38	12	W	15	18	16
5	Littleton 7B	97.0	34	11	14	18	W	20
6	Mountain Ridge 7A	93.0	29	14	B	21	13	W
7	Powell 7B	88.0	33	13	10	15	17	W
8	Campus 7C	88.0	26	W	11	14	21	16
9	All Souls 7A	85.0	32	14	12	11	W	16
10	Powell 7A	78.0	27	13	15	10	13	W
11	Campus 7B	77.0	25	W	9	18	B	12
12	Campus 7A	73.0	24	W	11	12	16	10
13	Academy 7C	72.0	25	8	W	8	13	18
14	Academy 7A	65.0	24	9	W	9	8	15
15	Slavens 7A	61.0	25	6	10	6	W	14
16	Slavens 7B	60.3	19	8	6	17	W	B
17	Prairie 7A	53.0	25	3	8	W	7	10
18	Grant Ranch 7A	51.0	28	3	3	W	12	5
19	Academy 7B	43.0	20	4	W	4	6	9
20	Euclid 7B	38.0	17	4	4	6	7	W
21	Waller 7A	34.0	20	W	2	2	6	4
22	Grant Ranch 7B	31.0	23	2	0	W	3	3
23	Hill 7A	30.7	12	B	6	W	4	4
24	Waller 7B	27.0	11	W	5	5	4	2
25	Grant Ranch 7C	NO SHOW						

7th grade scores are based on FOUR oral rounds, which applies to most teams.  
If only 3 occurred, the average of those is added to the score  
2 or more byes is not allowed!

**Note: Scores MAY reflect protest decisions.**

Ties are resolved initially by written round scores.

# 8th Grade

## Central Region 2014 Optimist Brain Bowl

### Scores by Rounds

AM  
Rank Team

Total  
Score

Written Round	"Oral " Round				
	1	2	3	4	5

Rank	Team	Total Score	Written Round		1	2	3	4	5
1	Campus 8A	138.0	43	w	18	25	24	28	
2	Powell 8A	125.0	40		19	17	26	23	w
3	Littleton 8A	110.0	38		18	15	21	w	18
4	Powell 8B	110.0	37		13	17	22	21	w
5	Hamilton 8A	100.0	38		14	18	17	13	w
6	Goddard 8A	99.0	35		14	w	14	23	13
7	Campus 8B	95.0	32	w	9	21	13	20	
8	Mountain Ridge 8A	89.0	35		8	12	17	17	w
9	All Souls 8A	87.0	35		14	8	11	w	19
10	Campus 8C	86.0	34	w	16	10	14	12	
11	Euclid 8A	86.0	32		14	13	18	9	w
12	Goddard 8B	85.0	33		12	w	17	10	13
13	Littleton 8B	84.0	34		9	11	17	w	13
14	Prospect Ridge 8A	79.0	32		12	9	w	12	14
15	Academy 8A	79.0	30		6	w	9	14	20
16	Goddard 8C	76.0	26		16	w	14	8	12
17	Slavens 8A	71.0	24		11	9	7	w	20
18	Euclid 8B	70.0	20		9	10	15	16	w
19	Waller 8A	66.0	23	w	14	4	11	14	
20	Hill 8A	65.0	36		11	9	w	7	2
21	Grant Ranch 8A	65.0	18		8	9	w	18	12
22	Prospect Ridge 8B	62.0	27		7	9	w	6	13
23	Prospect Ridge 8C	59.0	26		7	10	w	5	11
24	Sheridan 8A	58.0	29	w	11	5	4	9	
25	Thunder Ridge 8A	58.0	24		8	8	8	w	10
26	Hamilton 8B	58.0	21		12	9	10	6	w
27	Kunsmiller 8A	55.0	21		6	w	3	14	11
28	Prairie 8A	55.0	20		3	10	w	9	13
29	Prairie 8B	50.0	26		7	5	w	5	7
30	Waller 8B	38.0	21	w	2	5	4	6	
31	Sheridan 8B	33.0	16	w	0	5	4	8	

8th grade scores are based on FOUR oral rounds, which applies to most teams.  
If only 3 occurred, the average of those is added to the score  
2 or more byes is not allowed!

**Note: Scores MAY reflect protest decisions.**

Ties are resolved initially by written round scores.


	<b>Central/Littleton Schools and Towns</b>	<b>2014 Brain Bowl 02/01/14</b>	
	<b>Competing Teams: 77</b>		
	<b>Registered Schools</b>	<b>City</b>	<b>District</b>
1	Academy Charter School	Castle Rock	Douglas County Schools
2	All Souls Roman Catholic School	Englewood	Private
3	Campus Middle School	Greenwood Village	Cherry Creek Schools
4	Euclid Middle School	Littleton	Littleton Public Schools
5	Florida Pitt Waller	Denver	Denver Public Schools
6	Goddard Middle School	Littleton	Littleton Public Schools
7	Grant Ranch Middle School	Denver	Denver Public Schools
8	Hamilton Middle School	Denver	Denver Public Schools
9	Hill Campus of Arts and Sciences	Denver	Denver Public Schools
10	Kunsmiller Creative Arts Academy	Denver	Denver Public Schools
11	Littleton Academy	Littleton	Littleton Public Schools
12	Mountain Ridge Middle School	Highlands Ranch	Douglas County Schools
13	Newton Middle School	Centennial	Littleton Public Schools
14	Northridge Elementary	Highlands Ranch	Douglas County Schools
15	Powell Middle School	Littleton	Littleton Public Schools
16	Prairie Middle School	Aurora	Cherry Creek Schools
17	Prospect Ridge Academy	Broomfield	Adams 12
18	Sheridan Middle School	Sheridan	Sheridan Schools
19	Slavens K-8	Denver	Denver Public Schools
20	Thunder Ridge Middle School	Centennial	Cherry Creek Schools
	<b>20 schools</b>	<b>10 towns</b>	<b>7 districts</b>

<b>Feb. 1, 2014</b>	<b>Central Brain Bowl (HHS)</b>
---------------------	---------------------------------

	<b>Volunteers</b>	<b>Organization</b>	<b>club count</b>
	<b>Central</b>	<b>Numeric Ranking</b>	
	27	Monaco South Optimist (MSOC)	1
	23	Littleton Breakfast Optimist Club (BOCL)	2
	18	DTC Optimists	3
	15	Tamarac Optimist Club	4
	8	Gateway Optimists	5
	7	Sunrise Optimist of Lakewood	6
	6	Academy Optimist Club of Colo Springs	7
	6	LUMC Optimist Club (Littleton United Methodist Church)	8
	4	Arvada Clear Creek Optimists	9
	3	Classic Car Optimist Club (CCOCOC)	10
	2	Civic Center Optimist Club	11
	2	Denver South Optimists	12
	2	Greeley Luncheon Optimists	13
	2	Loveland Breakfast Optimists	14
	2	Other/None/Blank	
	2	Type 1 Diabetes Optimist Club (T1DOC)	15
	1	Boulder Luncheon Optimists	16
	1	Lafayette Optimist Club	17
	1	Wheat Ridge Optimists	18
	<b>132</b>	<b>Total</b>	<b>18</b>

Note: Per sign-ins, and FIRST club listed.

# 2014 Optimist Brain Bowl



## South Region Details



# South Region Brain Bowl 2014 Finals Results

February 8, 2014 at Carson Middle School, Colorado Springs

Note: all are Middle Schools

6th Grade		Finals Score
1st	Challenger 6B	15
2nd	Challenger 6A	12
3rd	St John Neumann 6A	14
4th	Horizon 6B	5

7th Grade		Finals Score
1st	Challenger 7B	13
2nd	Challenger 7A	11
3rd	Challenger 7C	13
4th	Carson 7A	6

8th Grade		Finals Score
1st	Challenger 8B	17
2nd	Fremont 8A	12
3rd	Jenkins 8A	16
4th	Jenkins 8B	14

## Note: Last Year's Results: 6th Grade

1st	Challenger 6B
2nd	Pleasant View 6A
3rd	Challenger 6A
4th	Monument 6A

## 7th Grade

1st	Challenger 7C
2nd	Custer 7A
3rd	Jenkins 7A
4th	Challenger 7A

## 8th Grade

1st	Challenger 8B
2nd	Monument 8B
3rd	Monument 8A
4th	Pleasant View 8A

2014 South

Scores by Rounds

AM Rank	Team	AM Total Score	Written Round	"Oral" Round					AM Total	1st Elim	2nd Elim	Final	Total	Place
				1	2	3	4	5						
<b>6th Grade</b>														
1	Challenger 6A	87.0	30	14	w	14	14	15	87.0	bye	18	12	117.0	2
2	St John Neumann 6A	75.0	29	5	13	16	w	12	75.0	11	12	14	112.0	3
3	Challenger 6B	75.0	26	w	15	11	15	8	75.0	10	15	15	115.0	1
4	Cesar Chaves 6A	51.0	28	6	2	5	10	w	51.0	1			52.0	5
5	Horizon 6B	48.0	19	7	5	9	8	w	48.0	8	6	5	67.0	4
6	Fremont 6A	46.0	20	5	10	w	6	5	46.0	5			51.0	6
7	Horizon 6A	40.0	19	2	6	11	2	w	40.0	4			44.0	7
8		0	0.0	0	0	0	0	0	0.0				0.0	

AM Rank	Team	AM Total Score	Written Round	"Oral" Round					AM Total	1st Elim	2nd Elim	Final	Total	Place
				1	2	3	4	5						
<b>7th Grade</b>														
1	Challenger 7A	101.0	33	12	22	w	16	18	101.0	11	24	11	147.0	2
2	Challenger 7B	95.0	34	13	17	w	15	16	95.0	17	14	13	139.0	1
3	Carson 7A	68.0	25	w	4	15	12	12	68.0	10	6	6	90.0	4
4	Challenger 7C	67.0	23	11	12	w	13	8	67.0	12	6	13	98.0	3
5	St John Neumann 7A	66.0	26	6	13	7	w	14	66.0	9			75.0	5
6	Pleasant View 7A	65.0	24	w	10	11	12	8	65.0	3			68.0	6
7	Fremont 7A	54.0	24	5	10	w	7	8	54.0	6			60.0	7
8	Panorama 7A	47.0	21	4	4	8	10	w	47.0	3			50.0	8

AM Rank	Team	AM Total Score	Written Round	"Oral" Round					AM Total	1st Elim	2nd Elim	Final	Total	Place
				1	2	3	4	5						
<b>8th Grade</b>														
1	Jenkins 8A	116.0	38	17	w	22	16	23	116.0	16	12	16	160.0	3
2	Jenkins 8B	109.0	38	16	w	19	22	14	109.0	19	8	14	150.0	4
3	Challenger 8B	92.0	37	14	w	13	14	14	92.0	14	14	17	137.0	1
4	Challenger 8A	82.0	36	10	w	17	9	10	82.0	8			90.0	5
5	Fremont 8A	82.0	29	14	11	w	15	13	82.0	11	13	12	118.0	2
6	Custer County 8A	76.0	32	8	w	12	14	10	76.0	10			86.0	6
7	Fox Meadow 8C	71.0	28	8	10	10	w	15	71.0	4			75.0	7
8	St John Neumann 8A	68.0	26	4	8	15	w	15	68.0	5			73.0	8

# 6th Grade

## South Region 2014 Optimist Brain Bowl

### Scores by Rounds

AM Rank	Team	Total Score	Written Round	"Oral " Round				
				1	2	3	4	5
	1 Challenger 6A	87	30	14	w	14	14	15
	2 St John Neumann 6A	75	29	5	13	16	w	12
	3 Challenger 6B	75	26	w	15	11	15	8
	4 Cesar Chaves 6A	51	28	6	2	5	10	w
	5 Horizon 6B	48	19	7	5	9	8	w
	6 Fremont 6A	46	20	5	10	w	6	5
	7 Horizon 6A	40	19	2	6	11	2	w

6th grade scores are based on FOUR oral rounds, which applies to most teams.  
If only 3 occurred, the average of those is added to the score  
2 or more byes is not allowed!

**Note: Scores MAY reflect protest decisions.**

Ties are resolved initially by written round scores.

# 7th Grade

## South Region 2014 Optimist Brain Bowl

### Scores by Rounds

AM Rank	Team	Total Score	Written Round	"Oral " Round				
				1	2	3	4	5
	1 Challenger 7A	101	33	12	22	w	16	18
	2 Challenger 7B	95	34	13	17	w	15	16
	3 Carson 7A	68	25	w	4	15	12	12
	4 Challenger 7C	67	23	11	12	w	13	8
	5 St John Neumann 7A	66	26	6	13	7	w	14
	6 Pleasant View 7A	65	24	w	10	11	12	8
	7 Fremont 7A	54	24	5	10	w	7	8
	8 Panorama 7A	47	21	4	4	8	10	w
	9 Cesar Chaves 7A	43	25	4	2	7	5	w
	10 St John Neumann 7B	39	18	4	6	6	w	5

7th grade scores are based on FOUR oral rounds, which applies to most teams.  
If only 3 occurred, the average of those is added to the score  
2 or more byes is not allowed!

**Note: Scores MAY reflect protest decisions.**

Ties are resolved initially by written round scores.

# 8th Grade

## South Region 2014 Optimist Brain Bowl

### Scores by Rounds

AM  
Rank Team

Total  
Score

Written Round	"Oral " Round				
	1	2	3	4	5

Rank	Team	Total Score	Written Round	1	2	3	4	5
1	Jenkins 8A	116	38	17	w	22	16	23
2	Jenkins 8B	109	38	16	w	19	22	14
3	Challenger 8B	92	37	14	w	13	14	14
4	Challenger 8A	82	36	10	w	17	9	10
5	Fremont 8A	82	29	14	11	w	15	13
6	Custer County 8A	76	32	8	w	12	14	10
7	Fox Meadow 8C	71	28	8	10	10	w	15
8	St John Neumann 8A	68	26	4	8	15	w	15
9	Cesar Chaves 8A	65	28	9	12	9	7	w
10	Fox Meadow 8A	65	27	13	15	5	w	5
11	Panorama 8A	61	28	3	7	12	11	w
12	Pleasant View 8A	57	27	w	10	9	7	4
13	Horizon 8A	56	29	5	7	8	7	w
14	Carson 8A	54	26	w	7	6	10	5
15	Galileo 8A	53	23	9	10	10	w	1
16	Fox Meadow 8B	51	23	4	12	3	w	9
17	Carson 8B	44	20	w	3	6	7	8

8th grade scores are based on FOUR oral rounds, which applies to most teams.  
If only 3 occurred, the average of those is added to the score  
2 or more byes is not allowed!

Ties are resolved initially by written round scores.


	<b>South/CO Springs Schools and Towns</b>	<b>2014 Brain Bowl 02/08/14</b>	
	<b>Competing Teams: 34</b>		
	<b>Registered Schools</b>	<b>City</b>	<b>District</b>
<b>1</b>	Carson Middle School	Colorado Springs	Fountain Fort Carson District
<b>2</b>	Cesar Chaves Middle School	Pueblo	Pueblo District 70
<b>3</b>	Challenger Middle School	Colorado Springs	Academy 20
<b>4</b>	Custer County Middle School	Westcliffe	Custer County Schools
<b>5</b>	Fox Meadow Middle School	Colorado Springs	Harrison School District
<b>6</b>	Fremont Middle School	Florence	Fremont Re-2
<b>7</b>	Galileo School of Math & Science	Colorado Springs	Colorado Springs District 11
<b>8</b>	Horizon Middle School	Colorado Springs	Falcon School District
<b>9</b>	Jenkins Middle School	Colorado Springs	Colorado Springs District 11
<b>10</b>	Panorama Middle School	Colorado Springs	Harrison School District
<b>11</b>	Pleasant View Middle School	Pueblo	Pueblo District 70
<b>12</b>	St John Neumann Catholic School	Pueblo	Private
	<b>12 schools</b>	<b>4 towns</b>	<b>9 districts</b>

Feb. 8, 2014		South Brain Bowl (CMS)		
Volunteers	Organization		club count	"South" club
		<b>Numeric Ranking</b>		
21	Academy Optimist Club of Colo Springs		1	21
10	Monaco South Optimist (MSOC)		2	
5	DTC Optimists		3	
5	Littleton Breakfast Optimist Club (BOCL)		4	
5	Pueblo		5	5
4	Tamarac		6	
3	Classic Car Optimist Club (CCOCOC)		7	
3	none			
3	USAFA Air Force Academy			
2	Arvada Clear Creek		8	
2	Sunrise Optimist of Lakewood		9	
1	Boulder Luncheon Optimists		10	
1	Denver South Optimists		11	
1	FRACSOC		12	
<b>66</b>	<b>Total</b>		<b>12</b>	<b>26</b>
Note: Per sign-ins, and FIRST club listed.				

Feb. 8, 2014		South Brain Bowl (CMS)		
Volunteers	Organization		club count	"South" club
<b>Alphabetical Ranking</b>				
21	Academy Optimist Club of Colo Springs		1	21
2	Arvada Clear Creek		2	
1	Boulder Luncheon Optimists		3	
3	Classic Car Optimist Club (CCOCOC)		4	
1	Denver South Optimists		5	
5	DTC Optimists		6	
1	FRACSOC		7	
5	Littleton Breakfast Optimist Club (BOCL)		8	
10	Monaco South Optimist (MSOC)		9	
5	Pueblo		10	5
2	Sunrise Optimist of Lakewood		11	
4	Tamarac		12	
3	USAFA Air Force Academy			
3	none			
<b>66</b>	<b>Total</b>		<b>12</b>	<b>26</b>
Note: Per sign-ins, and FIRST club listed.				



# 2014 Optimist Brain Bowl



## Championship Details

# Championship Brain Bowl 2014 Finals Results

February 22 2014 at Hamilton Middle School, Denver

Note: all are Middle Schools

6th Grade		Finals Score
1st	Aspen Creek 6A	14
2nd	Challenger 6A	11
3rd	Prairie 6A	13
4th	Louisville 6B	10

7th Grade		Finals Score
1st	D'Evelyn 7A	15
2nd	Littleton 7A	12
3rd	Southern Hills 7B	17
4th	Challenger 7B	12

8th Grade		Finals Score
1st	Platt 8A	17
2nd	Campus 8A	16
3rd	Southern Hills 8A	16
4th	Hamilton 8A	14

## Note: Last Year's Results:

6th Grade	
1st	Northridge 6C
2nd	Littleton 6A
3rd	Northridge 6A
4th	STEM 6A

7th Grade	
1st	Campus 7A
2nd	Platt 7A
3rd	Southern Hills 7B
4th	Hamilton 7A

8th Grade	
1st	Littleton 8A
2nd	Southern Hills 8C
3rd	Centennial 8A
4th	Challenger 8B

2014 Championship

AM

Rank Team

Scores by Rounds

AM Total Score	Written Round	"Oral " Round				
		1	2	3	4	5

**6th Grade**

	AM Total Score	Written Round	1	2	3	4	5	AM Total	1st Elim	2nd Elim	Final	Total	Place
1 Louisville 6B	104.0	39	19	12	21	W	13	104.0	21	14	10	149.0	4
2 Campus 6A	100.0	37	13	13	21	16	W	100.0	15			115.0	5
3 Southern Hills 6B	97.0	34	W	17	14	17	15	97.0	12			109.0	6
4 Aspen Creek 6A	96.0	33	13	12	21	W	17	96.0	12	16	14	138.0	1
5 Eldorado 6A	86.0	30	13	W	16	11	16	86.0	11			97.0	7
6 Prairie 6A	85.0	32	14	11	16	12	W	85.0	13	12	13	123.0	3
7 Challenger 6A	85.0	31	10	9	15	20	W	85.0	16	15	11	127.0	2
8 Powell 6B	84.0	32	14	14	12	W	12	84.0	11			95.0	8

**7th Grade**

	AM Total Score	Written Round	1	2	3	4	5	AM Total	1st Elim	2nd Elim	Final	Total	Place
1 Eldorado 7B	110.0	35	21	w	17	23	14	110.0	12			122.0	5
2 Euclid 7A	104.0	41	w	16	15	12	20	104.0	13			117.0	6
3 D'Evelyn 7A	103.0	39	11	13	w	18	22	103.0	15	19	15	152.0	1
4 Littleton 7A	101.0	35	w	20	18	18	10	101.0	17	17	12	147.0	2
5 Centennial 7B	96.0	40	18	w	12	12	14	96.0	14			110.0	7
6 Powell 7B	96.0	37	15	16	15	w	13	96.0	8			104.0	8
7 Southern Hills 7B	96.0	34	w	12	18	10	22	96.0	17	13	17	143.0	3
8 Challenger 7B	91.0	31	14	17	13	16	w	91.0	21	14	12	138.0	4

**8th Grade**

	AM Total Score	Written Round	1	2	3	4	5	AM Total	1st Elim	2nd Elim	Final	Total	Place
1 Campus 8A	127.0	47	21	17	23	19	w	127.0	19	19	16	181.0	2
2 Platt 8A	121.0	42	20	18	w	22	19	121.0	18	19	17	175.0	1
3 Southern Hills 8A	118.0	38	w	17	23	19	21	118.0	17	12	16	163.0	3
4 Powell 8A	100.0	36	24	9	22	w	9	100.0	12			112.0	6
5 Hamilton 8A	99.0	37	18	16	18	10	w	99.0	14	16	14	143.0	4
6 Challenger 8B	98.0	39	6	20	22	11	w	98.0	14			112.0	5
7 Platt 8B	98.0	36	18	19	w	11	14	98.0	10			108.0	7
8 Jenkins 8A	95.0	36	12	24	11	w	12	95.0	9			104.0	8

# 6th Grade

## Championship 2014 Optimist Brain Bowl

### Scores by Rounds

AM Rank	Team	Total Score	Written Round	"Oral " Round				
				1	2	3	4	5
1	Louisville 6B	104.0	39	19	12	21	W	13
2	Campus 6A	100.0	37	13	13	21	16	W
3	Southern Hills 6B	97.0	34	W	17	14	17	15
4	Aspen Creek 6A	96.0	33	13	12	21	W	17
5	Eldorado 6A	86.0	30	13	W	16	11	16
6	Prairie 6A	85.0	32	14	11	16	12	W
7	Challenger 6A	85.0	31	10	9	15	20	W
8	Powell 6B	84.0	32	14	14	12	W	12
9	East Grand 6A	82.0	24	13	17	13	W	15
10	Goddard 6A	78.0	33	10	8	W	11	16
11	Littleton 6A	72.0	30	W	12	5	8	17
12	Challenger 6B	69.0	22	9	18	11	9	W
13	Northridge 6B	68.0	31	6	8	13	W	10
14	St John Neumann 6A	66.0	32	10	W	6	6	12
15	Powell 6C	65.0	28	6	11	8	W	12
16	Cesar Chaves 6A	50.0	22	W	5	4	10	9
17	Horizon 6B	37.0	18	W	4	3	9	3
18	Fremont 6A	34.0	13	5	5	W	8	3

6th grade scores are based on FOUR oral rounds, which applies to most teams.  
If only 3 occurred, the average of those is added to the score  
2 or more byes is not allowed!

**Note: Scores MAY reflect protest decisions.**

Ties are resolved initially by written round scores.

# 7th Grade

## Championship 2014 Optimist Brain Bowl

### Scores by Rounds

AM  
Rank Team

Total  
Score

Written Round	"Oral " Round				
	1	2	3	4	5

Rank	Team	Total Score	Written Round	1	2	3	4	5
1	Eldorado 7B	110.0	35	21	w	17	23	14
2	Euclid 7A	104.0	41	w	16	15	12	20
3	D'Evelyn 7A	103.0	39	11	13	w	18	22
4	Littleton 7A	101.0	35	w	20	18	18	10
5	Centennial 7B	96.0	40	18	w	12	12	14
6	Powell 7B	96.0	37	15	16	15	w	13
7	Southern Hills 7B	96.0	34	w	12	18	10	22
8	Challenger 7B	91.0	31	14	17	13	16	w
9	Centennial 7C	90.0	38	11	w	16	6	19
10	Prairie 7A	88.0	35	12	11	19	11	w
11	Challenger 7A	85.0	34	11	18	9	13	w
12	Goddard 7B	81.0	37	5	12	w	10	17
13	Challenger 7C	81.0	35	7	16	12	11	w
14	Goddard 7A	80.0	34	11	7	w	15	13
15	Littleton 7B	80.0	31	w	7	15	19	8
16	Freemont 7A	71.0	30	11	5	w	9	16
17	Carson 7A	62.0	29	8	6	10	w	9
18	St John Neumann 7A	54.0	32	6	w	12	2	2

7th grade scores are based on FOUR oral rounds, which applies to most teams.  
If only 3 occurred, the average of those is added to the score  
2 or more byes is not allowed!

**Note: Scores MAY reflect protest decisions.**

Ties are resolved initially by written round scores.

# 8th Grade

## Championship 2014 Optimist Brain Bowl

### Scores by Rounds

AM  
Rank Team

Total  
Score

Written Round	"Oral " Round				
	1	2	3	4	5

Rank	Team	Total Score	Written Round	1	2	3	4	5
1	Campus 8A	127.0	47	21	17	23	19	w
2	Platt 8A	121.0	42	20	18	w	22	19
3	Southern Hills 8A	118.0	38	w	17	23	19	21
4	Powell 8A	100.0	36	24	9	22	w	9
5	Hamilton 8A	99.0	37	18	16	18	10	w
6	Challenger 8B	98.0	39	6	20	22	11	w
7	Platt 8B	98.0	36	18	19	w	11	14
8	Jenkins 8A	95.0	36	12	24	11	w	12
9	Littleton 8A	95.0	32	w	12	16	18	17
10	Centennial 8B	92.0	36	9	w	14	17	16
11	Powell 8B	91.0	39	15	12	10	w	15
12	Centennial 8A	85.0	38	5	w	7	20	15
13	Jenkins 8B	85.0	38	9	11	5	w	22
14	Eldorado 8B	83.0	33	16	w	12	11	11
15	Challenger 8A	80.0	33	13	8	10	16	w
16	Custer County 8A	71.0	30	5	w	9	7	20
17	Fremont 8A	70.0	34	9	12	w	8	7
18	Goddard 8A	56.0	27	4	7	w	9	9

8th grade scores are based on FOUR oral rounds, which applies to most teams.  
If only 3 occurred, the average of those is added to the score  
2 or more byes is not allowed!

**Note: Scores MAY reflect protest decisions.**

Ties are resolved initially by written round scores.

**Championship  
Schools and Towns**

**2014 Brain Bowl  
02/22/14**

**Competing Teams: 54**

	<b>Region</b>	<b>Registered Schools</b>	<b>City</b>	<b>District</b>
1	N	Aspen Creek K-8	Broomfield	Boulder Valley Schools
2	C	Campus Middle School	Greenwood Village	Cherry Creek Schools
3	S	Carson Middle School	Colorado Springs	Fountain-Fort Carson Sc
4	N	Centennial Middle School	Boulder	Boulder Valley Schools
5	S	Cesar Chavez Academy	Pueblo	Pueblo School District N
6	S	Challenger Middle School	Colorado Springs	Academy 20 Schools
7	S	Custer County Middle School	Westcliffe	Custer County Schools
8	N	D'Evelyn Jr/Sr High School	Denver	Jeffco Schools
9	N	East Grand Middle School	Granby	East Grand Schools
10	N	Eldorado K-8	Superior	Boulder Valley Schools
11	N	Erie Middle School	Erie	St Vrain Schools
12	C	Euclid Middle School	Littleton	Littleton Public Schools
13	S	Fremont Middle School	Florence	Fremont County Schools
14	N	Fort Morgan Middle School	Ft Morgan	Morgan County Schools
15	C	Goddard Middle School	Littleton	Littleton Public Schools
16	C	Hamilton Middle School	Denver	Denver Public Schools
17	S	Horizon Middle School	Colorado Springs	Falcon School District
18	S	Jenkins Middle School	Colorado Springs	Colorado Springs Distric
19	C	Littleton Academy	Littleton	Littleton Public Schools
20	N	Louisville Middle School	Louisville	Boulder Valley Schools
21	C	Northridge Elementary School	Highlands Ranch	Douglas County Schools
22	N	Nevin Platt Middle School	Boulder	Boulder Valley School D
23	S	Pleasant View Middle School	Pueblo	Pueblo District 70
24	C	Powell Middle School	Littleton	Littleton Public Schools
25	C	Prairie Middle School	Aurora	Cherry Creek Schools
26	N	Southern Hills Middle School	Boulder	Boulder Valley Schools
27	S	St John Neumann Catholic School	Pueblo	Private
		<b>Schools: 27</b>	<b>Towns: 16</b>	<b>Districts: 18</b>

**Feb. 22, 2014      Championship Brain Bowl (HMS)**

<b>Volunteers</b>	<b>Organization</b>	<b>club count</b>
<b>Numeric Ranking</b>		<b>club count</b>
17	Monaco South Optimist (MSOC)	1
13	Tamarac Optimist Club	2
13	DTC Optimists	3
10	Littleton Breakfast Optimist Club (BOCL)	4
10	Academy Optimist Club of Colo Springs	5
7	Gateway Optimist Club	6
5	Boulder Luncheon Optimists	7
4	Loveland Breakfast	8
4	Sunrise Optimist of Lakewood	9
3	South Denver	10
3	none	
3	Arvada Clear Creek	11
2	Classic Car Optimist Club (CCOC)	12
2	LUMC	13
<b>96</b>	<b>Total</b>	<b>13</b>

Note: Optimists doing concessions for FRACSOC NOT counted.

Note: Per sign-ins, and FIRST club listed.




**Feb. 22, 2014      Championship Brain Bowl (HMS)**

<b>Volunteers</b>	<b>Organization</b>	<b>club count</b>
<b>Alphabetical Ranking</b>		
10	Academy Optimist Club of Colo Springs	1
3	Arvada Clear Creek	2
5	Boulder Luncheon Optimists	3
2	Classic Car Optimist Club (CCOC)	4
13	DTC Optimists	5
7	Gateway Optimist Club	6
10	Littleton Breakfast Optimist Club (BOCL)	7
4	Loveland Breakfast	8
2	LUMC	9
17	Monaco South Optimist (MSOC)	10
3	South Denver	11
4	Sunrise Optimist of Lakewood	12
13	Tamarac Optimist Club	13
3	none	
<b>96</b>	<b>Total</b>	<b>13</b>

Note: Optimists doing concessions for FRACSOC NOT counted.

Note: Per sign-ins, and FIRST club listed.

# 2014 Optimist Brain Bowl



## Financial Details

